

 **SINGAPOREGP**

**ENVIRONMENTAL, SOCIAL
AND GOVERNANCE REPORT
2022**



CONTENTS

INTRODUCTION

Drive To Sustainability	3
2022 Sustainability Highlights	4
Our Greenhouse Gas Emissions In 2022	5

ENVIRONMENTAL

Minimising Impact On The Environment	7
Greener Power	8
Managing Waste	9
Sustainable Infrastructure	10

SOCIAL

Maximising Our Social and Community Impact	12
Contribution Towards Community Building	13

GOVERNANCE

Ensuring Governance and Transparency	15
Contribution Towards Wider Policy and Goals	16
Achieve Additional Standards through Internationally Recognised Accreditation	17

DRIVE TO SUSTAINABILITY

At Singapore GP, we are determined to build a legacy of positive change. In line with F1’s goal of reaching net zero by 2030, we have been working closely with the Singapore Tourism Board to lay the foundation for a more sustainable Formula 1 Singapore Grand Prix.

We are committed to doing our part to minimise the environmental footprint of our event, while making sure that we deliver a positive racing experience for our patrons and the wider community.

Since our debut in 2008, there have been many significant advancements in technology. We have been consistently assessing and implementing innovative solutions as we take incremental steps towards our goal of halving our energy emissions from the event by 2028.

To help us better understand the sources of our greenhouse gas emissions, we measured our carbon footprint within the patron experience zones at the Marina Bay Street Circuit in 2022. We have now developed this Environmental, Social and Governance report to serve as a roadmap as we look to drive change in the coming years.

In 2022, we attained a one-star rating in the Fédération Internationale de l’Automobile (FIA) Environmental Accreditation Programme, the Singapore Environment Council Eco-Events certification and the F1 Pit Building received a Green Mark Gold^{Plus} from the Singapore’s Building and Construction Authority.

Structured around three sustainability pillars, we will be rolling out a series of initiatives to be reviewed annually, with key milestones set for 2025 and 2028 to ensure that we are on track to reach our goal.

REDUCING CARBON FOOTPRINT WITH ENERGY AT THE FOREFRONT

We are committed to halving our energy emissions from the event, increasing the use of renewable energy sources and utilising Renewable Energy Certificates (RECs) for unavoidable emissions from grid electricity. To tackle emissions from power generators, we will gradually phase out diesel and increase the use of alternative fuels with lower carbon emissions. This will be supported by an Environmental Management System to improve our overall performance and compliance while ensuring a successful event delivery.

A HOLISTIC APPROACH TO SUSTAINABILITY

We are committed to adopting a circular economy, working around challenges and constraints associated with the organisation of our event and to reuse materials for as long as possible. We strive to source and utilise resources that are sustainable and to minimise our waste. We will continue to work with our supply chain to ensure a responsible procurement process of goods and delivery of services.


CREATING POSITIVE IMPACT IN THE COMMUNITY

We strongly believe in the unifying power of sport to grow education, employment and volunteering opportunities; and we will continue to play our role in catalysing this.

We continue to have an equal, diverse and inclusive talent pool and continue to share good practices with industry peers and beyond.

As the world’s first Formula 1 night race, we are constantly trail blazing new ground. However, driving meaningful change requires a collective effort and every action counts. We will continue to work with our partners, engage and involve the community and offer more environmentally friendly choices for fans who want to do their part.

Looking ahead, we endeavour to achieve additional standards through internationally recognised accreditation, align our sustainability initiatives with industry benchmarks and maintain a high level of accountability. We also look forward to working closely with our contractors and stakeholders to explore innovative solutions in our goal to be one of the most sustainable street circuits on the F1 race calendar.



ADAM FIRTH
EXECUTIVE DIRECTOR



SASHA RAFI
DIRECTOR OF SUSTAINABILITY

2022 SUSTAINABILITY HIGHLIGHTS

Here are some of our key initiatives from 2022

Reducing Carbon Footprint



85% of our grid electricity consumption was carbon neutral via the utilisation of Renewable Energy Certificates, demonstrating our commitment towards the use of clean power sources

B7 biodiesel¹ was used to power **48%** of the Circuit Park in Zone 4

Successful trial of **B100** biodiesel to power a select area in Zone 4

A successful trial was conducted with energy-efficient LED lights in 2022. All existing track lights have been replaced with LED bulbs for 2023. This reduces our energy usage from track lighting by at least **30%**

Continued communications via multiple touchpoints encouraging all patrons to take **public transport** as the primary mode of commuting to the race using any one of the six MRT stations serving the Circuit Park

Transitioned from printed tickets to **digital e-tickets** for general patrons, as well as continued implementation of digital project management and reporting systems, which significantly reduces the amount of paper and plastic waste

Towards A Circular Economy



Ceased the sale of single-use plastic bottled still water, eliminating **160,000** used plastic bottles compared to 2019 and increased number of water refill stations within the Circuit Park to encourage patrons to use their own water bottles

Continued the collection of used cooking oil from food and beverage operators within the Circuit Park to be converted to biodiesel since **2011**

2,100 kg of used cooking oil was collected which equates to the reduction of over **4,000 kg** of CO₂ in emissions

Continued the use of **sustainably sourced tableware** in the Paddock Club, Hospitality Suites, select staff canteens and Singapore GP Grid Bars

Trialled the **bio-digestion** of food waste from select hospitality areas to be converted into farm-ready fertilisers

Creating Positive Impact In The Community



Supported local economy and employment creation by sub-contracting to more than **800** Singapore-based companies. Some 30,000 staff, contractors and stakeholders were accredited to work for the event

Provided work experience opportunities for more than **900** students from Institute of Technical Education

27% of the race officials were women – one of the highest number of female race officials in the F1 calendar

Organised an annual free Pit Lane Experience for **4,000** members of the public to view the F1 team garages and cars up close a day before the Circuit Park open to paid ticket holders

Continued the provision of **wheelchair seating** for patrons with limited mobility and their companions



Our sustainability efforts are aligned with international and local standards as demonstrated by our attainment of a one-star rating in the **Fédération Internationale de l'Automobile (FIA) Environmental Accreditation Programme** and the **Singapore Environment Council Eco-Events certification**.

The **F1 Pit Building** obtained a **Green Mark Gold^{Plus}** from Singapore's Building and Construction Authority.

Footnote:

¹Biodiesel is a biofuel blend consisting of petroleum diesel and bio-based diesel, with the number representing the percent of renewable diesel present in the fuel.

OUR GREENHOUSE GAS EMISSIONS IN 2022

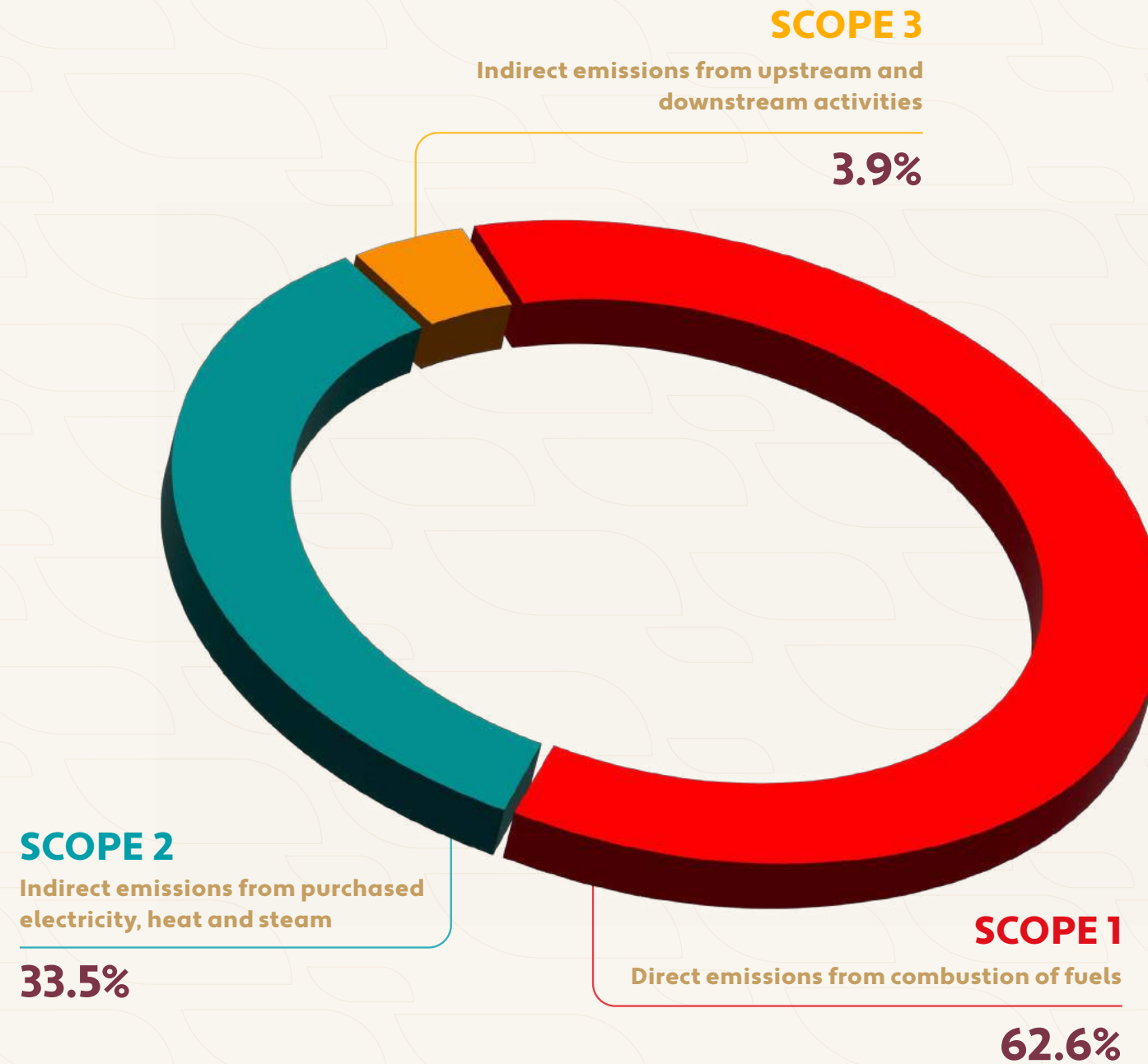
In 2022, we conducted a Greenhouse Gas (GHG) footprint inventory to better understand sources of emissions within the Circuit Park’s patron experience zones. This measure will guide our efforts towards reducing our carbon footprint and enhancing our sustainability efforts in the coming years.

Singapore GP’s GHG emissions are calculated from the sources of emissions within the Circuit Park’s patron experience zones. Patron experience zones refer to Zone 1 through to Zone 4 in the Circuit Park and areas that are directly under Singapore GP’s purview and control. This excludes all freight, logistics and travel by Formula 1 and teams.

GHG Footprint Verification by

To ensure accuracy of our emissions reporting, our 2022 GHG footprint report has been verified by TUV SUD PSB, in accordance with the requirements of:

- ISO 14064-3:2019:**
 Specification with guidance for the verification and validation of greenhouse gas statements
<https://www.iso.org/standard/66455.html>
- ISO 14064-1:2018:**
 Specification with guidance at the organisation level for quantification and reporting of greenhouse gas emissions and removals
<https://www.iso.org/standard/66453.html>
- The Greenhouse Gas Protocol:**
 A Corporate Accounting and Reporting Standard – Revised Edition
<https://ghgprotocol.org/>



THE EVENT’S GREENHOUSE GAS EMISSIONS FOR 2022 WAS

2,372 tCO₂e

Across 5 months, July to November, including the set up and tear down of the event.

GHG INTENSITY PER ATTENDEE

18.85 kg CO₂e /YEAR

Extrapolated to an equivalent of a year-long period, as per international reporting standards. The GHG emissions per capita in Singapore was 8,310kg CO₂e per year, according to the Singapore Environment Council in Nov 2022.

INVENTORY	% OF GHG EMISSIONS
SCOPE 1	
POWER GENERATORS	
Diesel	45.72%
Biodiesel - B7	15.40%
Biodiesel - B100	0.32%
Liquefied Petroleum Gas (LPG)	1.12%
SCOPE 2	
Electricity	33.54%
SCOPE 3	
Water	0.08%
Wastewater	0.08%
Solid Waste	3.18%
TRANSPORT	
Vehicles	0.17%
Ferry	0.07%
Helicopter	0.34%

Note: The numbers may not add up to 100% due to the rounding up of the individual figures.

ENVIRONMENTAL



MINIMISING IMPACT ON THE ENVIRONMENT

Our Carbon Action

We will measure our GHG footprint annually, to provide us with the necessary information to review and optimise our initiatives and processes.

GREENER POWER

With energy accounting for 96.1%¹ of our 2022 GHG emissions, we are committed to halving our energy emissions from the event by 2028 by focusing on energy reduction, increasing renewable energy capacity and utilising Renewable Energy Certificates (RECs) for unavoidable emissions. We look to improve energy efficiency and switch to renewable energy sources where technically and operationally possible.

MANAGING WASTE

Using the Reduce, Reuse and Recycle approach, we reduce procurement where possible, use sustainability sourced materials and contribute towards a circular economy by turning select waste into reusable materials.

SUSTAINABLE INFRASTRUCTURE

We have been reusing our construction materials since 2008. Working with our partners, we will implement practices to ensure the proper and sustainable procurement and utilisation of infrastructure in the circuit.

Footnote:

¹ Power generators constituted 61.4% of all emissions, LPG represented 1.1%, and electricity drawn from the grid comprised 33.5%

GREENER POWER

Due to the temporary nature of the event, we depend on both grid electricity and power generators.

We strive to increase the use of renewable grid energy, alternative fuels with carbon reduction benefits and solar power in the coming years.

We also continue to explore newer forms of green energy and we welcome discussions with industry partners to achieve this.

In 2022, we:

- Switched to carbon neutral electricity through the utilisation of Renewable Energy Certificates. This covered 85% of our electricity consumption within the Circuit Park.
- Successfully trialled the use of energy-efficient LED track lighting.
- Switched to B7 biodiesel to power 48% of the generators in Zone 4, including the Padang stage, grandstands and lifestyle areas. This has reduced carbon emissions by up to 5% compared to conventional diesel.
- Trialled the use of B100 biodiesel, which is 100% manufactured from used cooking oil.



EMBARKING ON AN ENERGY-EFFICIENT JOURNEY

Carbon Neutral Electricity

2023	2025	2028
<ul style="list-style-type: none"> • Installation of solar panels at the F1 Pit Building. The energy generated annually is sufficient to power the building for an entire race month • 100% of track lights replaced with energy-efficient LED lights, reducing electricity use by at least 30% compared to the previous metal-halide bulbs • Portable toilets powered by solar panels • RECs will be utilised for grid electricity 	<ul style="list-style-type: none"> • Increase the number of sub-meters at electricity hotspots to help us better understand the consumption profile and optimise measures 	<ul style="list-style-type: none"> • 100% of the electricity used will be carbon neutral through solar power and RECs



Green Power Generators

2023	2025	2028
<ul style="list-style-type: none"> • Increasing the use of B100 biodiesel¹ and trialling HVO R100² and R20² to power a select number of generators 	<ul style="list-style-type: none"> • Increase use of HVO in 50% of all generators which will deliver a 26% CO₂e³ emissions savings within the Circuit Park • Better use of technology and digital tools in data collection and analysis of generator's usage, leading to fuel savings 	<ul style="list-style-type: none"> • Use of HVO in 100% of all generators which will provide up to 52% CO₂e³ emissions savings within the Circuit Park



Footnote:

¹The used cooking oil collected and recycled from the 2022 event will be converted into B100 biodiesel which will be used to fuel one generator for the 2023 event.

²HVO R100 is made from 100% renewables and is free from fossil fuels, whereas R20 is a blend of 20% renewable diesel and 80% petroleum diesel. The typical renewable elements are vegetable oils and animal fats.

³ Calculations are based on the assumption that consumption of diesel in all generators within the Circuit Park remain the same as of 2022.

MANAGING WASTE

Minimising waste across our event operations.

Guided by the 3R strategy:

REDUCING

- Our first and foremost strategy is to reduce waste of all forms including single-use plastics, packaging materials and food waste.
- We annually assess and procure the optimum amount of food and any unavoidable food waste is repurposed.

REUSING

- All materials and infrastructure continue to be reused where possible.

RECYCLING

- We continue to work with partners to increase recycling rate and encourage all staff, patrons and partners to segregate waste for optimum recycling.

In 2022,

- Ceased the sales of single-use plastic-bottled still water and increased the provision of water refill stations, thereby eliminating the waste of 160,000 plastic bottles compared to the previous event in 2019.
- Used sustainably sourced disposable tableware in the Paddock Club and Hospitality suites.
- Piloted bio-digestion trial of food waste generated from the Paddock Club, the Paddock and the majority of hospitality suites. A hypercomposter converted the food waste into farm-ready fertilisers.
- Continued to collect used cooking oil from food and beverage operators within the Circuit Park for recycling into biodiesel, a practice that has been in place since 2011. (In 2022, 2,100 kg of used cooking oil was collected equivalent to a reduction of more than 4,000 kg of CO₂e.)
- Increased segregated waste bins by 20% within the Circuit Park to encourage and facilitate recycling efforts.
- Digitised ticketing and project management systems and reporting.



OUR JOURNEY TO REDUCING AND MANAGING WASTE

Waste

ONGOING	2023	2025	2028
<ul style="list-style-type: none"> • Collect used cooking oil from food and beverage operators for recycling to biodiesel 	<ul style="list-style-type: none"> • Implement measures to reduce waste first and thereafter increase the proportion of recyclable waste 	<ul style="list-style-type: none"> • Completion of a high-level waste audit to better inform waste reduction efforts 	<ul style="list-style-type: none"> • A commitment to a reduction in overall waste and to work alongside partners for innovative waste solutions • An increase to the proportion of recyclable waste compared to 2022

Wastewater

ONGOING	2025	2028
<ul style="list-style-type: none"> • Trial of water-efficient solar-powered container toilets¹ which will save an estimated 129,600 litres of water over the three-day race weekend 	<ul style="list-style-type: none"> • Increase recycled water usage in other parts of the Circuit Park 	<ul style="list-style-type: none"> • Align with industry partners to implement water conservation initiatives

Food & Beverage

ONGOING	2025	2028
<ul style="list-style-type: none"> • Continue use of sustainably sourced tableware • Commitment to sustainable management of food to ensure minimisation of wastage and implement innovative solutions that will allow composting of unavoidable food waste 	<ul style="list-style-type: none"> • An increase to the proportion of tableware that are sustainably sourced in the Circuit Park 	<ul style="list-style-type: none"> • 100% of the tableware in the Circuit Park are either reusable, recyclable or fully biodegradable

Footnote:
¹ Using a flow-based system, water is drawn to the tap/ flush on-demand. A total of 120 pumps will be replaced with basin taps. Assuming each basin tap uses 1 litre per minute and the tap is used 30 minutes in an hour, 43,200 litres of water is saved each day. Over the 3-day race period, a total of 129,600 litres of water is saved.


SUSTAINABLE INFRASTRUCTURE

We will endeavour to minimise our carbon impact and reuse materials for as long as possible to ensure the carbon emissions arising from construction, use, demolition and disposal is kept to a minimum.

We continue to work with event partners to procure from sustainable sources and reuse infrastructure, provided that the service delivery and event operation, in particular health and safety, are not compromised.

In 2022,

- The F1 Pit Building was certified Green Mark Gold^{Plus} by Singapore’s Building and Construction Authority.
- We replaced worn out fence wraps with new ones made with sustainable materials.
- Continued re-use of infrastructure from previous years.



Our grandstand seats have been reused through the years

WE WILL ENSURE THAT WE ADOPT SUSTAINABLE PRACTICES IN THE WAY WE WORK

Green Premises

2023

2025



- Development of a green premise strategy to ensure that where we work and operate is in line with our sustainability goals

- Attainment of a Green office certification for our office

Greener Inventory

ONGOING

2025



- Where possible, we will use energy efficient products such as eco-friendly toilets, faucets and air-conditioners to reduce GHG emissions

- Put in place guidelines for contractors and suppliers in our value chain to effect change

Recycling Infrastructure

ONGOING

2023

2025




- Replacing worn out fence wraps with environmentally-friendly materials

- Work with contractors to ensure the continued utilisation of construction materials

- Implementation of a sustainable procurement policy for the procurement of new items

SOCIAL



MAXIMISING OUR SOCIAL AND COMMUNITY IMPACT



Beyond The Circuit Park

We provide a holistic working environment to our staff and drive wider-benefits for the community at-large – from industry peers, to local businesses, to students interested in Science, Technology, Engineering, the Arts and Mathematics (STEAM).

Improving Health and Well-being

We are committed to safeguarding the health and well-being of all patrons, staff and vendors. The welfare and safety of everyone delivering the event is our utmost priority and we continuously review and build on our initiatives to ensure a positive experience for all.

In 2022, we provided more water refill stations throughout the Circuit Park and distributed reusable water bottles for all staff to ensure they kept themselves hydrated throughout the race weekend. For 2023, we have increased the number of water refill stations throughout the Circuit Park to make drinking water even more accessible to all.

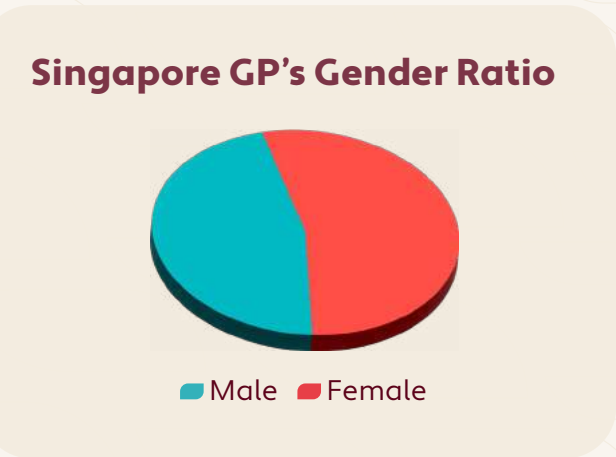
On food offerings, we review our menu and make provisions for more green and healthy food options throughout the Circuit Park.

All working personnel are required to complete a safety induction course before they are permitted to work on-site, and are insured against accidents.

Diversity and Inclusion

We are committed to an equal, diverse and inclusive workforce with females making up 54% of our core team.

We also ensure that we deliver a world-class sporting event that is accessible and inclusive.



CONTRIBUTION TOWARDS COMMUNITY BUILDING

We contribute towards community building beyond the circuit park via our longstanding annual outreach campaign.

Since 2008,

- **\$3.86 million** has been raised for charity organisations
- **89,500** students have participated in school talks on F1
- **384,000** have visited the Singapore GP roving truck since 2016
- **26,000** people have walked the Thursday Pit Lane Experience



Singapore GP had the highest number of female race officials in the F1 calendar in 2022

Engaging The Community

In 2022, we

- Offered training and work experience opportunities for more than 900 students from the Institute of Technical Education – this ongoing initiative started in 2009.
- Organised the Pit Lane Experience for 4000 members of the public to view the F1 team garages and car up close a day before the event officially opens – this annual experience started in 2013.
- Showcased race screenings for the public in the lead up to the Formula 1 Singapore Grand Prix at 7 locations.
- More than 150,000 members of the community visited F1-themed exhibits which included a roving truck that toured 28 locations as well as a pop-up festival.

#Supportlocal

We continue to engage local expertise and organisations that can meet the demands of a world-class sporting event.

In 2022, over 800 Singapore-based companies in the engineering, construction and hospitality sectors are sub-contracted annually to ensure the smooth delivery of the event.

The event plays a significant role in job creation, with over 30,000 accreditation passes issued annually to contractors, stakeholders and crew who are crucial to successfully running the event in the areas of Entertainment, Food and Beverage, Hospitality, Marketing, Merchandise, Public Relations, Operations, Race Operations, Stage Production, Technical, Ticketing and more.

Increasing Female Representation

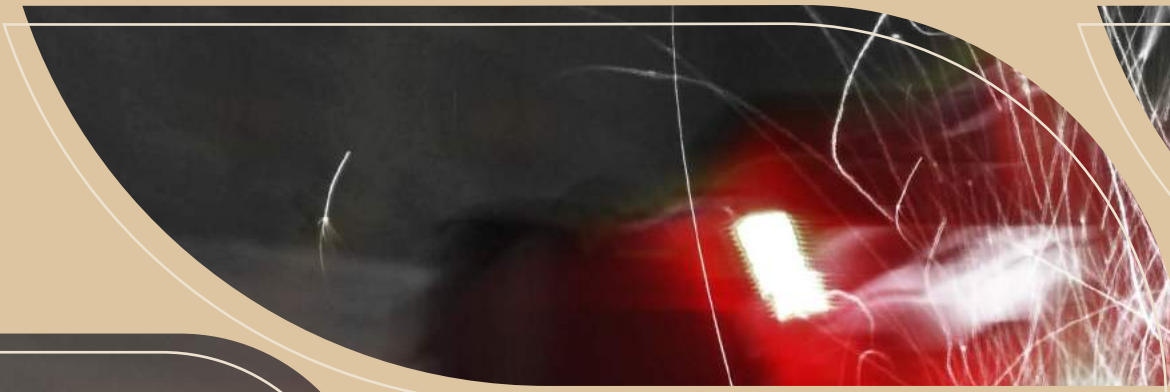
In 2022, 27% of the race officials were women, up from 25% in 2019 – the highest number of female race officials in the F1 calendar.

We also hosted the inaugural FIA Women’s Officials Exchange Programme, where local female race officials mentored 24 women from all over the world, to promote and encourage women’s participation in the sport.

A More Accessible Race

In 2022, we increased accessible seating capacity for patrons with limited mobility by 15%.

GOVERNANCE





ENSURING GOVERNANCE AND TRANSPARENCY

Promoting Best Practices and Setting An Example For Others.

We will continue to report our progress annually as we work towards our sustainability goals. Additionally, we invite like-minded organisations to collaborate and share best practices including piloting initiatives together, so as to foster a collective that extends beyond the event.

ONGOING ENGAGEMENT AND PARTNERSHIP WORKING

We continue to work with our partners and stakeholders on our ESG journey through the application of internationally recognised practices and approaches which are in compliance with local regulations and guidelines.

CONTRIBUTION TOWARDS WIDER POLICY AND GOALS

Our ESG actions align with international benchmarks in the sustainability space and contribute towards F1's goal of reaching net zero by 2030 and the United Nations Sustainable Development Goals.

ONGOING ENGAGEMENT AND PARTNERSHIP

Supply Chain Management



2023 2025 2028

- Inclusion of ESG related provisions in newly signed contracts
- All external vendors and contractors to pledge towards our ESG commitments
- Invite partners to collaborate on innovative and sustainable solutions
- ESG data collection and management measures for key contracts, with joint accountability for both Singapore GP and key partners

Communications



ONGOING

- Singapore GP team members continue to champion ESG conversations within their operations and delivery of the event

Sustainability Policy



2023 2028

- Implementation of Singapore GP's sustainability policy and ESG plans
- Publish independently verified GHG emissions disclosure for 2022 event
- GHG report showcasing that the 2028 event has halved its energy emissions from the 2022 event

Environmental Management System (EMS)



2025

- In-house EMS in place with roles and responsibilities defined

CONTRIBUTION TOWARDS WIDER POLICY AND GOALS



Our Contribution Towards United Nation's 2030 Sustainable Development Goals (UN SDG¹)

UN SDG provides a framework for organisations to explain how they plan to contribute to sustainable development. The following SDGs are most applicable to our activities linked to the environment and where this ESG Report has a positive contribution.

UN SDG

Our Efforts



UN SDG 2: Zero Hunger

Leftover non-perishable food from the Paddock continue to be donated



UN SDG 4: Quality Education

Continuation of F1 educational talks in schools, offering training and work experience opportunities for more than 900 students from the Institute of Technical Education and a robust community engagement programme to engage with locals



UN SDG 6: Clean Water And Sanitation

Provision of free clean water at the multiple water refill stations across the Circuit Park for all staff and patrons



UN SDG 7: Affordable and Clean Energy

Solar panels at the Pit Building from 2023. Renewable energy certificates for all permanent grid electricity consumption. Use of cleaner burning fuel (eg: HVO² and B100) in generators



UN SDG 8: Decent Work And Economic Growth

Prioritising local vendors and support for local businesses

UN SDG

Our Efforts



UN SDG 9: Industry, Innovation And Infrastructure

The use of environmentally-friendly fuel sources, such as B100 biodiesel, HVO and water-efficient solar-powered container toilets are some of the many examples where we use innovative solutions to reduce GHG emissions



UN SDG 10: Reduced Inequalities

Inclusive and diverse workforce including internships and on-the-job training



UN SDG 11: Sustainable Cities and Communities

Continue use of public transport as the primary mode of commuting to our event



UN SDG 12: Responsible Consumption and Production

We have been reusing construction materials and will continue to increase the proportion of recycled waste, better waste segregation and effective food bio-digestion

Footnote:

¹ Source: United Nations: <https://sdgs.un.org/goals>

² Hydrotreated Vegetable Oil (HVO) made from 100% sustainably sourced renewable raw materials such as used cooking oil and animal fat from food industry waste and results in up to 75% to 95% less greenhouse gas (GHG) emissions over the fuel's life cycle when compared with fossil diesel.

ACHIEVE ADDITIONAL STANDARDS THROUGH INTERNATIONALLY RECOGNISED ACCREDITATION

ESG Awards and Certifications

We are committed to ensuring that our ESG efforts are aligned with industry benchmarks whilst holding ourselves accountable. Our journey towards a reduction in carbon emissions will be underpinned by continuous efforts to adopt best practices and assessing technological and innovative advancements.

In 2022, we achieved the following accreditations:



Singapore Environment Council Eco-Events Certification



Fédération Internationale de l'Automobile (FIA) Environmental Accreditation Programme One-Star



Our independently verified GHG footprint for 2022, is in line with the requirements of:

- ISO 14064-3:2019: Specification with guidance for the verification and validation of greenhouse gas statements
- ISO 14064-1:2018: Specification with guidance at the organisation level for quantification and reporting of greenhouse gas emissions and removals
- The Greenhouse Gas Protocol: A Corporate Accounting and Reporting Standard – Revised Edition





THANK YOU
SINGAPOREGP